





Overwintering Kit - Central Coast





Benefited Pollinators			
Monarch Butterfly	Other declining butterfly	Bumble bee	Specialist / bee of concern
			

Water Needs		
L = Low	M = Medium	H = High

Bloom Time		
Early: February - April	Mid: May - July	Late: August - January







Scientific Name	Common Name	Number	Bloom Time	Sun Exposure	Water Needs	Size (H x W)	Benefited Pollinators	Origin
Form: Forb								
<i>Buccharis glutinosa</i>	Saltmarsh baccharis	TBA	Mid through Late	Full Sun - Partial Shade	M - H	5' x 5'	 	TBA
<i>Diplacus aurantiacus</i>	Sticky monkeyflower	TBA	Early through Late	Full Sun - Partial Shade	L	4' x 4'	  	TBA
<i>Epilobium canum</i>	California fuchsia	TBA	Late	Full Sun - Partial Shade	L	1' x 3'	 	TBA
<i>Erigeron glaucus</i>	Seaside daisy	TBA	Late through Early	Full Sun - Partial Shade	L	0.5' x 1'	 	TBA
<i>Euthamia occidentalis</i>	Western goldenrod	TBA	Late	Full Sun	H	5' x 3'		TBA
<i>Grindelia stricta var. platyphylla</i>	Gumplant	TBA	Early through Late	Full Sun - Partial Shade	L - M	1' x 5'	  	TBA
<i>Scrophularia californica</i>	Bee plant	TBA	Early through Mid	Partial Shade	L - M	3' x 2'		TBA
<i>Solidago velutina ssp. californica</i>	California goldenrod	TBA	Late	Full Sun	L - M	3' x 6'	  	TBA
<i>Verbena lasiostachys</i>	Western vervain	TBA	Early through Late	Full Sun	M	2' x 2'	  	TBA
<i>Malva assurgentiflora</i>	Island mallow	TBA	Early through Mid	Full Sun	L	8'x6'		TBA

Overwintering Kit - Central Coast - Cont'd

Benefited Pollinators			
Monarch Butterfly	Other declining butterfly	Bumble bee	Specialist / bee of concern
			

Water Needs		
L = Low	M = Medium	H = High

Bloom Time		
Early: February - April	Mid: May - July	Late: August - January

Scientific Name	Common Name	Number	Bloom Time	Sun Exposure	Water Needs	Size (H x W)	Benefited Pollinators	Origin
Form: Shrub								
<i>Eriogonum parvifolium</i>	Sea cliff buckwheat	TBA	Year Round	Full Sun - Partial Shade	L	2' x 3'	   	TBA
<i>Rhamnus crocea</i>	Spiny redberry	TBA	Late through Early	Full Sun - Partial Shade	L	5' x 7'		TBA
<i>Vaccinium ovatum</i>	Evergreen huckleberry	TBA	Late through Early	Full Sun - Partial Shade	M	5' x 8'		TBA
Total		36						