





# Overwintering Kit - Southern California





Benefited Pollinators			
Monarch Butterfly	Other declining butterfly	Bumble bee	Specialist / bee of concern
			

Water Needs		
L = Low	M = Medium	H = High

Bloom Time		
Early: February - April	Mid: May - July	Late: August - January









Scientific Name	Common Name	Number	Bloom Time	Sun Exposure	Water Needs	Size (H x W)	Benefited Pollinators	Origin
<b>Form: Forb</b>								
<i>Epilobium canum</i>	California fuchsia	TBA	Late	Full Sun - Partial Shade	L	1' x 3'	 	TBA
<i>Grindelia camporum</i>	Gumplant	TBA	Early through Late	Full Sun	L - H	4' x 3'	  	TBA
<i>Solidago velutina ssp. californica</i>	California goldenrod	TBA	Late	Full Sun	L - M	3' x 6'	  	TBA
<i>Symphotrichum chilense</i>	Pacific aster	TBA	Late	Full Sun - Partial Shade	L - H	2' x 3'	  	TBA
<i>Verbena lasiostachys</i>	Western vervain	TBA	Early through Late	Full Sun	M	2' x 2'	  	TBA
<i>Malva assurgentiflora</i>	Island mallow	TBA	Early through Mid	Full Sun	L	8'x6'		TBA
<b>Form: Grass</b>								
<i>Stipa pulchra</i>	Purple needlegrass	TBA	N/A	Full Sun	L	3' x 2'		TBA

# Overwintering Kit - Southern California - Cont'd

Benefited Pollinators			
Monarch Butterfly	Other declining butterfly	Bumble bee	Specialist / bee of concern
			

Water Needs		
L = Low	M = Medium	H = High

Bloom Time		
Early: February - April	Mid: May - July	Late: August - January

Scientific Name	Common Name	Number	Bloom Time	Sun Exposure	Water Needs	Size (H x W)	Benefited Pollinators	Origin
<b>Form: Shrub</b>								
<i>Encelia Californica</i>	Bush Sunflower	TBA	Early through Mid	Full Sun - Partial Shade	L - M	4' x 5'		TBA
<i>Eriogonum parvifolium</i>	Sea cliff buckwheat	TBA	Year Round	Full Sun - Partial Shade	L	2' x 3'	   	TBA
<i>Rhus integrifolia</i>	Lemonade berry	TBA	Early	Full Sun - Partial Shade	L	20' x 15'		TBA
<i>Ribes speciosum</i>	Fuchsiaflower gooseberry	TBA	Late through Early	Partial Shade	L - M	8' x 5'		TBA
<i>Salvia leucophylla</i>	Purple Sage	TBA	Early through Mid	Full Sun	L	3' x 5'	 	TBA
<b>Total</b>		<b>36</b>						