





Wildflower Grassland - Sierra Foothill

Benefited Pollinators




















Monarch Butterfly	Other declining butterfly	Bumble bee	Specialist / bee of concern
			

Water Needs

L = Low	M = Medium	H = High
---------	------------	----------

Bloom Time

Early: February - April	Mid: May - July	Late: August - January
-------------------------	-----------------	------------------------

Scientific Name	Common Name	Number	Bloom Time	Sun Exposure	Water Needs	Size (H x W)	Benefited Pollinators	Origin
Form: Forb								
<i>Asclepias eriocarpa</i>	Woollypod milkweed	60	Mid	Full Sun - Partial Shade	L	3' x 1'	 	California
<i>Asclepias fascicularis</i>	Narrowleaf milkweed	60	Mid	Full Sun - Partial Shade	L - H	2' x 1'	 	Yolo County
<i>Asclepias speciosa</i>	Showy milkweed	60	Mid	Full Sun - Partial Shade	L - H	5' x 4'	 	Colusa County
<i>Eriophyllum lanatum</i>	Woolly sunflower	60	Mid through Late	Full Sun - Partial Shade	L	3' x 2'		Colusa County
<i>Grindelia camporum</i>	Gumplant	120	Early through Late	Full Sun	L - H	4' x 3'	  	Yolo County
<i>Phacelia imbricata</i>	Imbricate phacelia	60	Early	Full Sun - Partial Shade	L	2' x 2'	  	Colusa/Yolo County
<i>Solidago velutina ssp. californica</i>	California goldenrod	60	Late	Full Sun	L - M	3' x 6'	  	California
<i>Verbena lasiostachys</i>	Western vervain	60	Early through Late	Full Sun	M	2' x 2'	  	California
Form: Grass								
<i>Stipa pulchra</i>	Purple needlegrass	60	N/A	Full Sun	L	3' x 2'		Yolo County
Total		600						